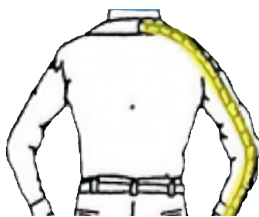
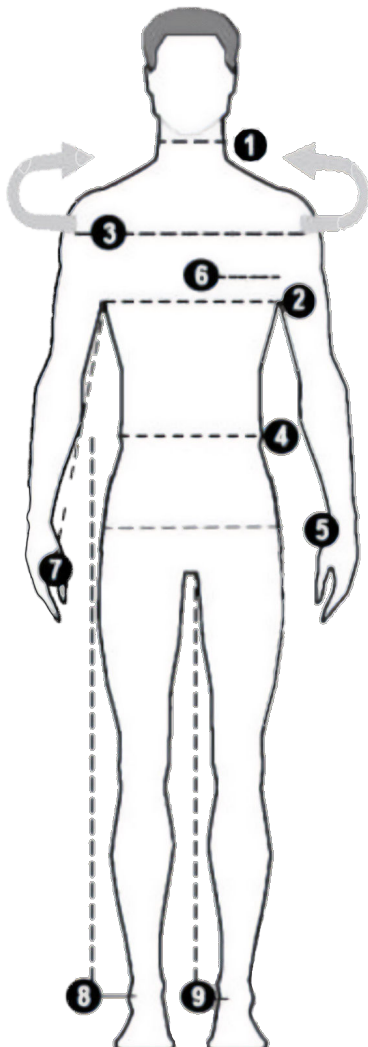


# Male Measurement Guide




Shirt Sleeve

Measurement	Inches
<b>1: Neck</b>	
<b>2: Chest</b> Around Chest, well up under arms	
<b>3: Over Shoulder</b> Around chest, over the arms	
<b>4: Waist</b> Around waist, over shirt	
<b>5: Seat/Hips</b> Around the largest part	
<b>6: Back</b> From the center of the back to the sleeve's seam	
<b>7: Sleeve Inseam</b> From underneath the arm to approximately one inch above the second thumb joint	
<b>8: Trouser Outseam</b> From the top edge of waistband to junction of heel and shoe	
<b>9: Trouser Inseam</b> From close up in crotch to junction of heel and shoe	
<b>Frame Size</b> Measure around head, ensuring that the tape is level all the way around, apx 1 inch above eyebrows. See below	
<b>Shirt Sleeve</b> From center of neck, down your arm, behind elbow, to far end of cuff	
Round up the the next half-inch This is not an order form	
<b>Height</b>	
<b>Weight</b>	

Measurement (Inches)	Frame Size
20 3/8	6 1/2
20 3/4	6 5/8
21 1/8	6 3/4
21 1/2	6 7/8
22	7
22 3/8	7 1/8
22 3/4	7 1/4
23 1/8	7 3/8
23 1/2	7 1/2
23 7/8	7 5/8

## Cover Measurements



**The MARINE Shop**  
SERVING MARINES AROUND THE WORLD